



**District Report Card: 2017**


<b>State:</b> Andhra Pradesh	<b>District:</b> Nellore
<b>Class:</b> 8	<b>Subject:</b> Mathematics
<b>Schools:</b> 51	<b>Students:</b> 1204


**Participation/Coverage**


**Students**

<b>GENDER</b> 	Boys		Girls	
	Number	%	Number	%
	617	51.25	587	48.75

<b>AREA</b> 	Rural		Urban	
	Number	%	Number	%
	1028	85.38	176	14.62

<b>CATEGORY</b> 	SC		ST		OBC		GEN	
	Number	%	Number	%	Number	%	Number	%
	369	30.65	208	17.28	520	43.19	107	8.89

<b>CWSN</b> 	LD	VI	HI	S&LD	ID	Oth
	5	4	0	0	3	7

<b>Management</b> 	Government		Government-aided	
	Number	%	Number	%
	1184	98.34	20	1.66

**Average Performance of Students in Mathematics (%)**

Overall	Gender		Area		Management		Social Group			
	Male	Female	Rural	Urban	Govt.	Aided	SC	ST	OBC	GEN
42.65	44.33	40.87	42.46	43.75	42.12	73.67	40.13	39.49	45.85	41.93

## Performance on Learning Outcomes (LOs)

Learning Outcomes	Description	Average Performance(%)
M601	Solves problems involving large numbers by applying appropriate operations	38.63
M606	Solves problems on daily life situations involving addition and subtraction of fractions / decimals	38.63
M620	Finds out the perimeter and area of rectangular objects in the surroundings like floor of the class room, surfaces of a chalk box etc.	44.41
M621	Arranges given/collected information in the form of table, pictograph and bar graph and interprets them	40.92
M702	Interprets the division and multiplication of fractions	38.04
M705	Solves problems related to daily life situations involving rational numbers	48.09
M706	Uses exponential form of numbers to simplify problems involving multiplication and division of large numbers	34.91
M707	Adds/subtracts algebraic expressions	50.50
M710	Solves problems related to conversion of percentage to fraction and decimal and vice versa	36.09
M717	Finds out approximate area of closed shapes by using unit square grid/graph sheet	30.93
M719	Finds various representative values for simple data from her/his daily life contexts like mean, median and mode	56.53
M721	Interprets data using bar graph	52.95
M801	Generalizes properties of addition, subtraction, multiplication and division of rational numbers through patterns	27.66
M802	Finds rational numbers between two given rational numbers	46.21
M803	Proves divisibility rules of 2, 3, 4, 5, 6, 9 and 11	46.97
M804	Finds squares, cubes, square roots and cube roots of numbers using different methods	51.94
M808	Uses various algebraic identities in solving problems of daily life	57.17
M812	Verifies properties of parallelogram and establishes the relationship between them through reasoning	32.84
M818	Finds surface area and volume of cuboidal and cylindrical object	28.84
M819	Draws and interprets bar charts and pie charts	36.54

Range of Performance of Students who Answered Correctly							
Below 30%		30% - 50%		50% - 75%		Above 75%	
Number	%	Number	%	Number	%	Number	%
414	34.39	358	29.73	322	26.74	110	9.14

## Lowest Performing Learning Outcomes (LOs)

1 - Generalizes properties of addition, subtraction, multiplication and division of rational numbers through patterns (27.66)

2 - Finds surface area and volume of cuboidal and cylindrical object (28.84)

3 - Finds out approximate area of closed shapes by using unit square grid/graph sheet (30.93)

- 4 - Verifies properties of parallelogram and establishes the relationship between them through reasoning (32.84)
- 5 - Uses exponential form of numbers to simplify problems involving multiplication and division of large numbers (34.91)